

# Osceola County 4-H Record Book Sheep Intermediate (10-14)



Place Beginning Project Picture Here

Place Ending Project Picture Here

**Name:** \_\_\_\_\_

**Birthdate:** \_\_\_\_\_ **Fair Age (as of Jan. 1)** \_\_\_\_\_

**Address:** \_\_\_\_\_

**Club:** \_\_\_\_\_

**Years in 4-H:** \_\_\_\_\_ **Years in Project:** \_\_\_\_\_

**Member's Signature:** \_\_\_\_\_

**Parent's Signature:** \_\_\_\_\_

**Leader's Signature:** \_\_\_\_\_

# 4-H Information

## The 4-H Pledge

*Fill in the Blanks*

**I pledge...**

**My \_\_\_\_\_ to \_\_\_\_\_,**

**My \_\_\_\_\_ to \_\_\_\_\_,**

**My \_\_\_\_\_ to \_\_\_\_\_,**

**My \_\_\_\_\_ to \_\_\_\_\_,**

**for my club, my community,  
my country and my world.**

## The 4-H Motto

*Fill in the Blank*

**“To Make the \_\_\_\_\_, \_\_\_\_\_”**

## The 4-H Slogan

*Fill in the Blank*

**“\_\_\_\_\_ by \_\_\_\_\_”**

## What 4-H Means to Me

*Describe what 4-H means to you.*

---

---

---

---

---

## Showmanship

**List 3 qualities of a good showperson:**

1) \_\_\_\_\_

2) \_\_\_\_\_

3) \_\_\_\_\_

**List 3 qualities of a poor showperson:**

1) \_\_\_\_\_

2) \_\_\_\_\_

3) \_\_\_\_\_



**List 3 ways that you helped or taught  
others this year:**

1) \_\_\_\_\_

2) \_\_\_\_\_

3) \_\_\_\_\_

# Meetings / Participation

Keep track of meetings/events that you have participated in. Put a check in the appropriate month.

Description	Sep	Oct	Nov	Dec	Jan	Feb	Mar	Apr	May	Jun	Jul	Aug
Osceola Livestock Club (OLC)												
Club Meetings (list)												
General Meetings (list)												
County Events: (list)												
State Events: (list)												
Community Service: (list)												
Committees: (list)												
Other: (list)												

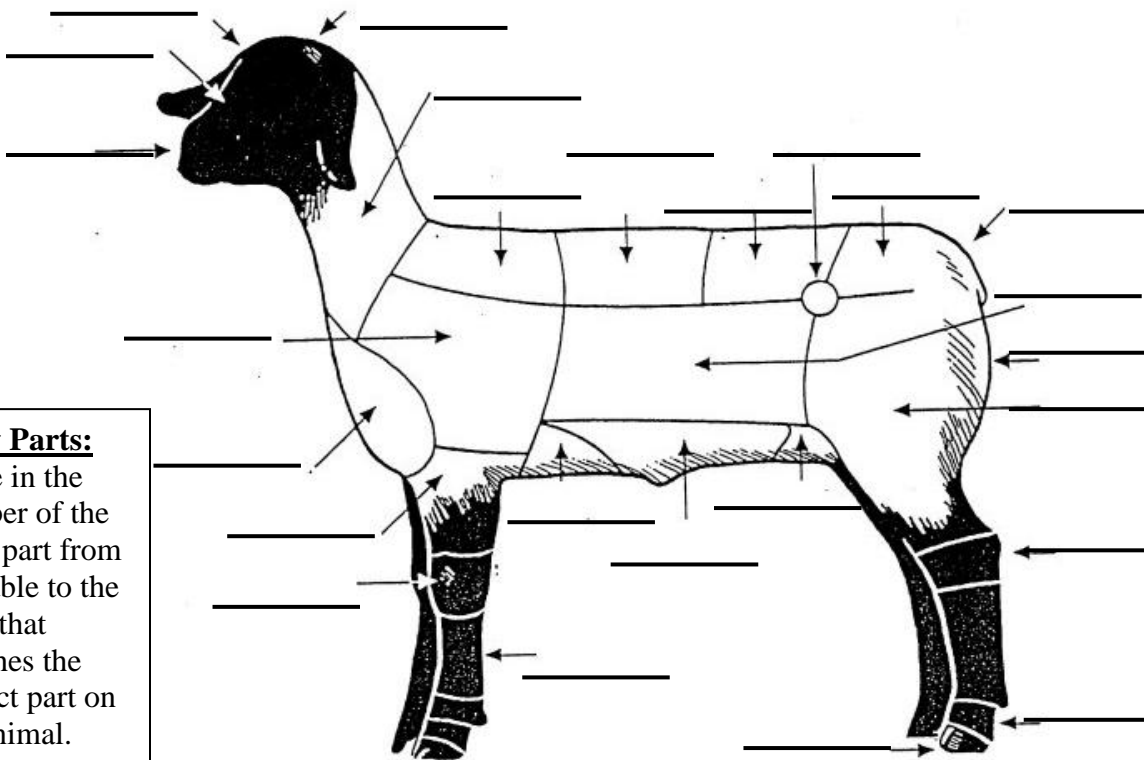
Examples: Shows, Clinics, Workshops, etc.

# My Market Animal Project

Scrapies and/or RFID Tag #	Name of Animal

1. Why did you select this project? \_\_\_\_\_  
\_\_\_\_\_  
\_\_\_\_\_
2. What breed or type of project animal did you select and why? \_\_\_\_\_  
\_\_\_\_\_  
\_\_\_\_\_
3. When did you purchase your animal and why did you choose that date/age? \_\_\_\_\_  
\_\_\_\_\_  
\_\_\_\_\_
4. What factors did you consider when selecting your project (breed, age, price, disposition)? \_\_\_\_\_  
\_\_\_\_\_  
\_\_\_\_\_
5. How many and what kinds of animals did you care for? (Examples: 2 crossbred hogs, 1 angus steer)  
\_\_\_\_\_
6. What do the Average Daily Gain results (page 9) tell you? \_\_\_\_\_  
\_\_\_\_\_
7. List three things you have learned in your project this year.
  - a. \_\_\_\_\_
  - b. \_\_\_\_\_
  - c. \_\_\_\_\_
8. Who has influenced you the most this year in this project and why? \_\_\_\_\_  
\_\_\_\_\_  
\_\_\_\_\_
9. List List the names of 3 potential buyers that you contacted about the Livestock Sale for this project:
  - a. \_\_\_\_\_
  - b. \_\_\_\_\_

# Sheep Body Parts



1. Back/Rack
2. Belly
3. Brisket
4. Cannon
5. Dock
6. Face
7. Fore Flank
8. Forearm
9. Forehead
10. Hips
11. Hock
12. Hoof
13. Knee
14. Leg
15. Loin
16. Middle
17. Muzzle
18. Neck
19. Pastern
20. Poll
21. Rear Flank
22. Rump
23. Shoulder
24. Top of Shoulder
25. Twist

## **Body Parts:**

Write in the number of the body part from the table to the right that matches the correct part on the animal.

## **Diseases**

List 3 common diseases of Sheep

1. \_\_\_\_\_
2. \_\_\_\_\_
3. \_\_\_\_\_

## **By – Products**

List 3 by-products of Sheep

1. \_\_\_\_\_
2. \_\_\_\_\_
3. \_\_\_\_\_

## **Breeds**

List 3 Breeds of Sheep

1. \_\_\_\_\_
2. \_\_\_\_\_
3. \_\_\_\_\_

## **Retail Meat Cuts**

List 3 Retail Meat Cuts of Sheep

1. \_\_\_\_\_
2. \_\_\_\_\_
3. \_\_\_\_\_


# Sheep Facts Crossword Puzzle

## Across

2. A group of sheep
3. The naturally occurring "grease" that coats wool.
6. Cutting the tails short on baby lambs. Performed for sanitary reasons.
8. A male sheep that has been castrated
11. Polled breed with black head and legs. It is known for its meatiness and high carcass quality.
12. Period of time a sheep is pregnant: 147 - 153 days (about 5 months)

## Down

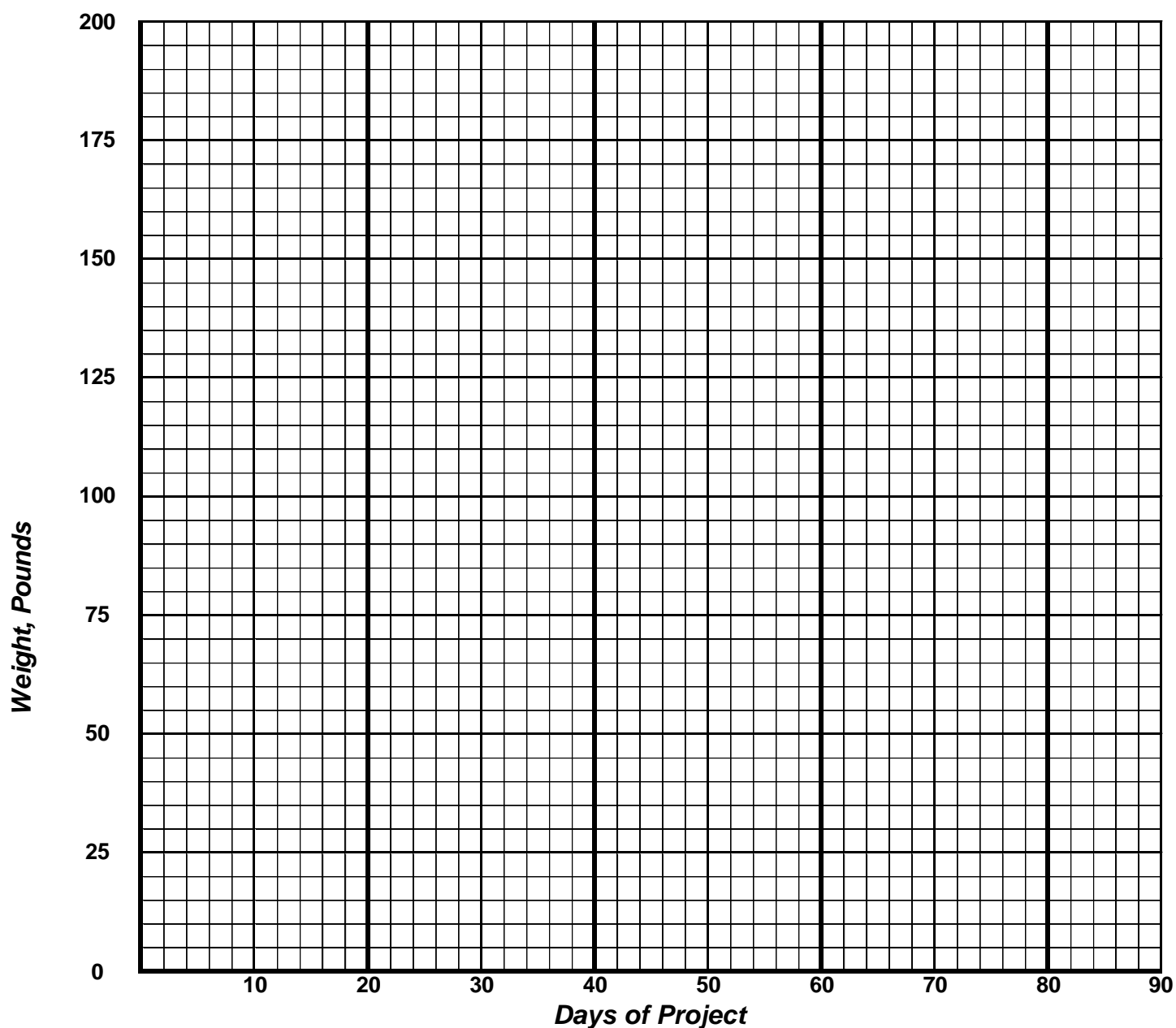
1. A usually fatal disease of the nervous system.
4. A contagious disease caused by herpes virus that causes sores on the mouth and lips. It can be transmitted to humans.
5. To clip wool
7. A lamb's normal body \_\_\_\_\_ is **102.3** degrees F.
9. The meat from mature sheep
10. The first milk, high in antibodies, produced by a female mammal after it gives birth



**COLOSTRUM**  
**DOCKING**  
**FLOCK**  
**GESTATION**  
**LANOLIN**  
**MUTTON**  
**SCRAPIE**  
**SHEAR**  
**SOREMOUTH**  
**SUFFOLK**  
**TEMPERATURE**  
**WETHER**

Created with EclipseCrossword — [www.eclipsescrossword.com](http://www.eclipsescrossword.com)

# *Sheep Weigh Chart*



Knowing how much your animal weighs and how much it is gaining each day is a critical part of raising a healthy animal. Weights can be measured by using scales, weight tapes, or estimated. Keep track of the weights in the table below and draw the results

Date Weighed									
# of Days									
Weight									
Lbs. Gained									
A.D.G. (Lbs. Gained / # of Days)									

# *Sheep Feed*

Write the information from the feed tag or the “recipe” mixture that you use: \_\_\_\_\_

---

---

---

---

---

---

---

---

Describe your feed mixture at beginning of your project and at the end of the project? Why did you make those change? \_\_\_\_\_

---

---

---

---

---

---

---

---

How did you determine how much to feed your animal? \_\_\_\_\_

---

---

---

---

---

---



<b><i>Expense Record</i></b>							
<b>Pounds Fed</b>	<b>Jan</b>	<b>Feb</b>	<b>Mar</b>	<b>Apr</b>	<b>May</b>	<b>Jun</b>	<b>Jul</b>
<b>Hay / Roughage</b>							
<b>Grains</b> (include all types of grain: corns, oats, etc.)							
<b>Minerals</b>							
<b>Other</b>							
<b>TOTAL Pounds Fed:</b>							
<b>TOTAL Cost of Feed:</b>	\$	\$	\$	\$	\$	\$	\$
<b>Expense Items</b>	<b>Jan</b>	<b>Feb</b>	<b>Mar</b>	<b>Apr</b>	<b>May</b>	<b>Jun</b>	<b>Jul</b>
<b>Veterinary Charges</b>							
<b>Vaccinations/Wormer</b>							
<b>Bedding</b>							
<b>Housing</b>							
<b>Trucking &amp; Pictures</b>							
<b>Other</b>							
<b>TOTAL Expense Items:</b>	\$	\$	\$	\$	\$	\$	\$

# Project Performance Summary

	-		=		/		=	
Ending Weight	minus	Beginning Weight	equals	Pounds Gained	divided by	Days on Feed	equals	Average Daily Gain

	/		=	
Total Feed Cost	divided by	Total Lbs. of Gain	equals	Feed Cost per Pound of Gain

	/		=	
Total Lbs. Of Feed Fed	divided by	Total Lbs. of Gain	equals	Lbs. Of Feed Fed per Lb. Of Gain

## Financial Summary

INCOME				
<i>Ending Weight:</i>	<b>X</b>	<i>Market Price:</i>	<b>=</b>	<i>Income from Animal:</i>
Other Income: (List items:)				
<b>TOTAL INCOME</b>				

EXPENSES		
Purchase price of animal (if homegrown = market value @ weigh in)		
Cost of Feed (page 8)		
Cost of other Expense items (page 8)		
<b>TOTAL EXPENSES</b>		

<b>PROFIT / (LOSS):</b> Income minus Expense (negative number equals a loss)	
--	--

## Breeding Stock Animals

Name	Scrapie/Tattoo#	Breed	Age	Sex

## Pictures

# Financial Summary

Record of Feed Expenses		
Month	Type of Feed	Cost
September		
October		
November		
December		
January		
February		
March		
April		
May		
June		
July		
<b>Total Feed Expenses</b>		<b>\$</b>

Other Expenses		
Month	Type of Expense*	Cost
<b>Total Other Expenses</b>		<b>\$</b>

\*Type of expense may include housing, bedding, medications, veterinary fees, breeding fees, equipment purchases, or registrations, etc.

<b>INCOME</b>		
<b>Month</b>	<b>Type of Product*</b>	<b>Market value of Product**</b>
<b>Total Income</b>		<b>\$</b>

\*Type of product includes animals sold, products sold or used at home (ie. Milk, meat, feeding calves/pigs), breeding/stud fees, premiums won.

\*\*For products used at home what would the market value be (ie. Goats milk in stores sells for what?).

## Financial Summary

<b>Total Feed Expenses</b>	<b>\$</b>
<b>Total Other Expenses</b>	<b>\$</b>
<b>Total Expenses</b>	<b>\$</b>

<b>Total Income</b>	<b>- Total Expenses</b>	<b>= Profit/Loss</b>
<b>\$</b>	<b>\$</b>	<b>\$</b>

In reviewing your financial statement, will you make any changes for next year and what would those changes be?

---



---



---

This image shows a blank sheet of white paper with horizontal ruling lines. The lines are evenly spaced and run across the width of the page. There are no margins, text, or other markings on the paper.



# More Project Photos

